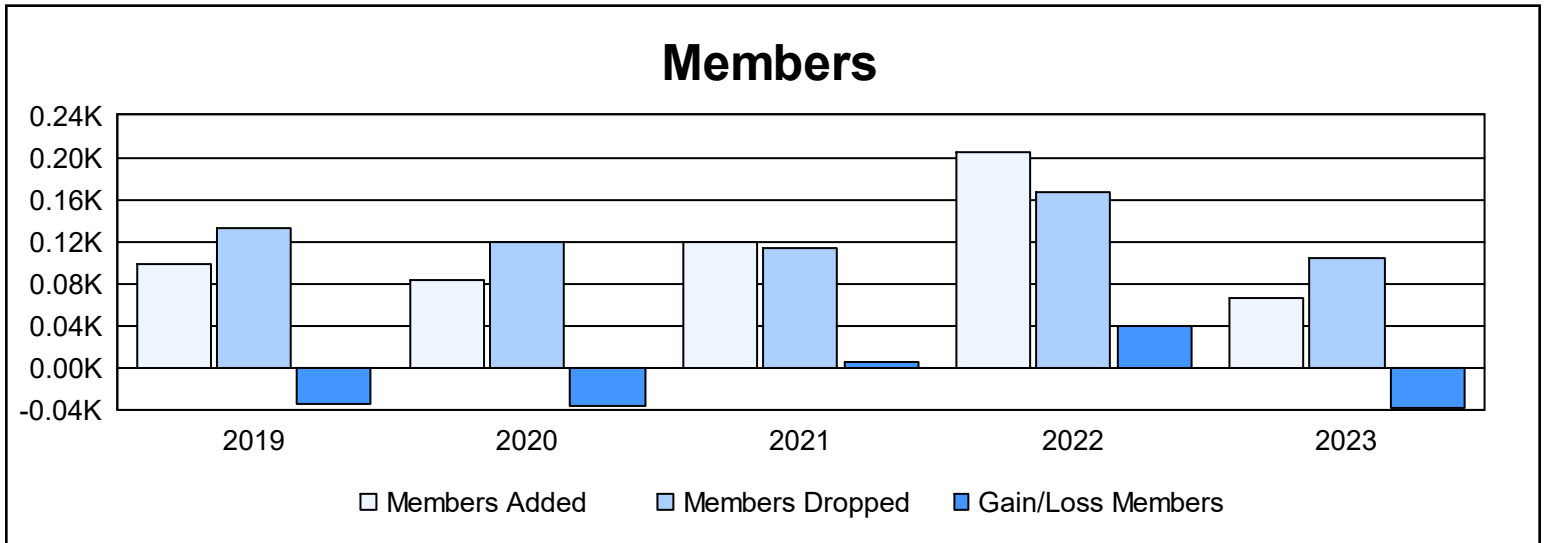
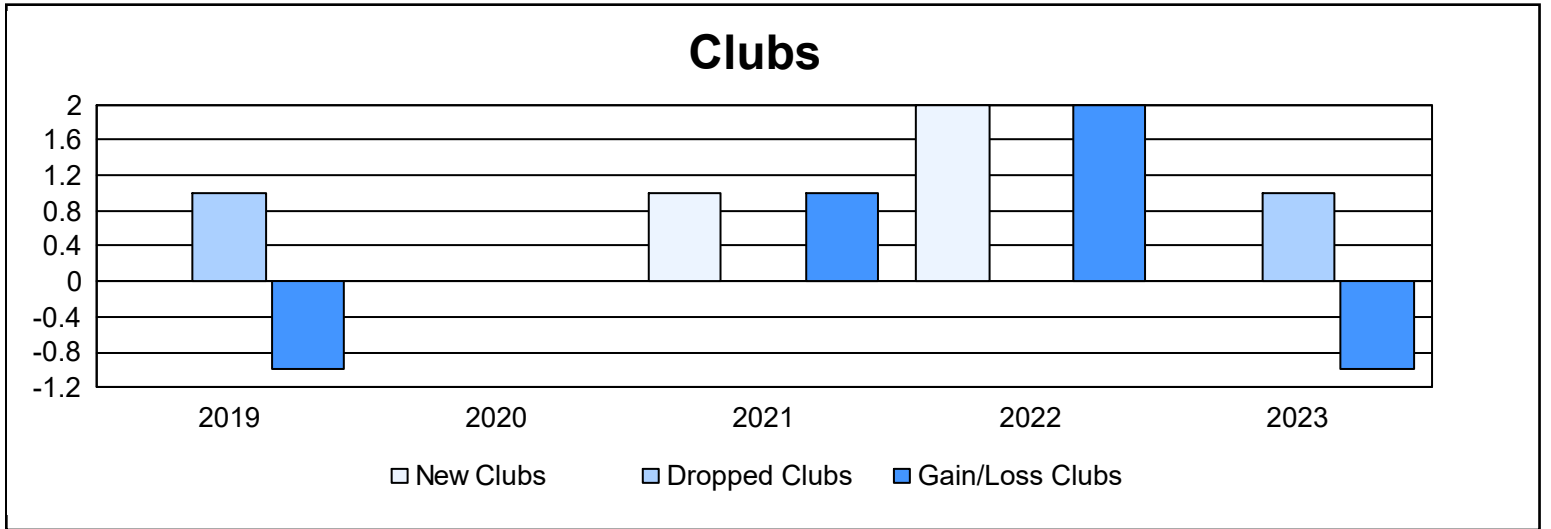
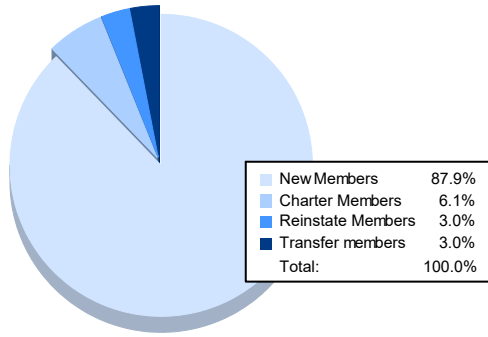


Year	New Clubs	Dropped Clubs	Gain/Loss Clubs	New Members	Charter Members	Reinstate Members	Transfer Members	Total Member Added	Total Members Dropped	Gain/Loss Members
2018-2019	0	1	-1	80	4	12	3	99	133	-34
2019-2020	0	0	0	53	2	26	3	84	120	-36
2020-2021	1	0	1	86	24	4	5	119	113	6
2021-2022	2	0	2	135	58	7	5	205	166	39
2022-2023	0	1	-1	58	4	2	2	66	104	-38
<b>Average</b>	<b>1</b>	<b>0</b>	<b>0</b>	<b>82</b>	<b>18</b>	<b>10</b>	<b>4</b>	<b>115</b>	<b>127</b>	<b>-13</b>



### Membership Composition June 2023 Cumulative



### Gender Composition June 2023 Cumulative

